

# Impact of HLA Donor Specific Antibody Versus HLA Non-donor Specific Antibodies by Single Antigen Bead Method In Predicting Outcomes of Living Donor Renal Allograft Recipients



Single center  
North India

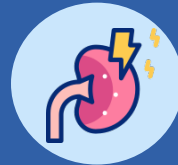


ABO compatible  
living donor renal  
allograft recipients  
N = 328

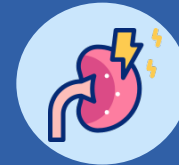


Protocol based  
cross-match  
testing


Follow up  
37 months



Rejection <30  
days



Rejection  
30 -365 days



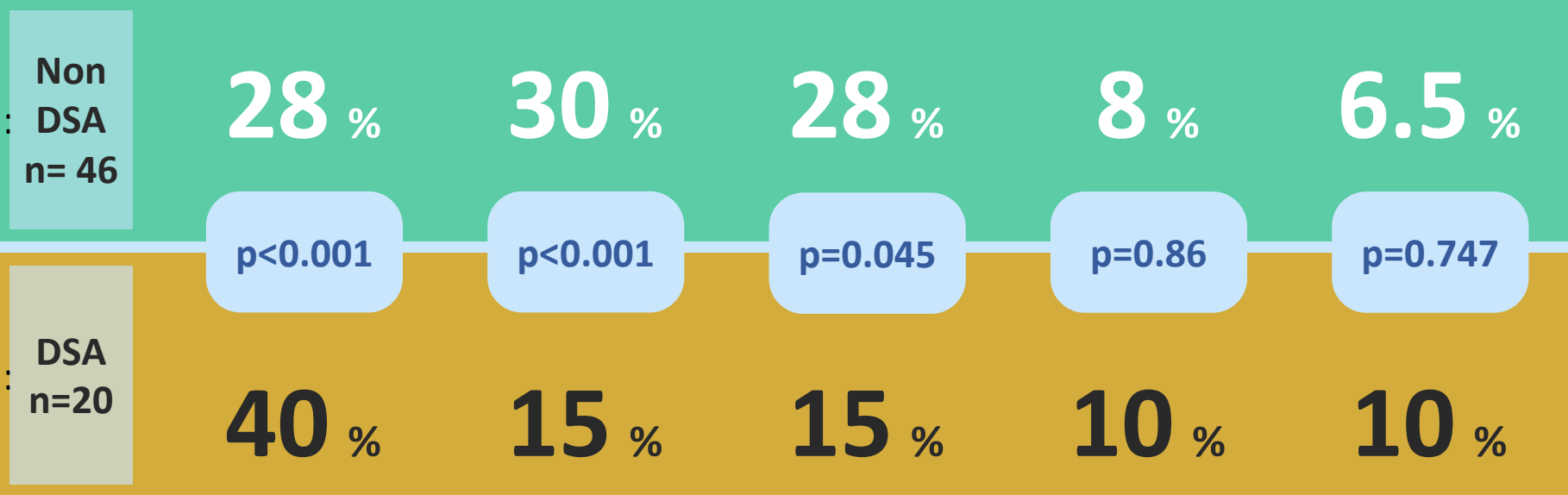
Doubling of  
creatinine



Mortality



Graft loss



**Conclusion:** The graft outcomes of patients with non-donor specific antibodies may have outcomes poorer than patients with donor specific antibodies (who have undergone desensitisation). Research and broad scale application of CREGS, eplet matching holds the future in planning therapy.

Prasad et al  
VA by Krithika Mohan  
@krithicism

